

PACKAGING

PACKAGING TYPE:
Tube
TUBE QUANTITY:
48 Pieces

SCHEMATIC

POSITION	TERMINAL			
	1	2	4	8
0				
1	●			
2		●		
3	●			
4			●	
5	●			●
6		●	●	
7	●		●	
8				●
9	●			●

● CLOSED (Connected to C)

SPECIFICATIONS

FUNCTION:
1 Pole, 10 Positions
Real Code
Washable

RATINGS:
Switching: 100mA 5VDC and 30mA 15VDC
Steady: 100mA 50VDC
Minimum: 1µA 20mVDC

OPERATING TORQUE:
400gf cm Max.

CONTACT RESISTANCE:
Initial: 100mΩ Max. at 1.5mA 200µVAC

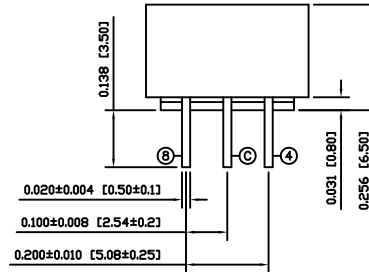
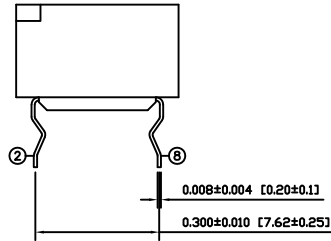
INSULATION RESISTANCE:
100MΩ Min. at 250VDC

DIELECTRIC STRENGTH:
250VAC For 1 Minute

ELECTRICAL LIFE:
10,000 Steps

TEMPERATURE:
Operating: -10°C to 60°C
Storage: -40°C to 85°C

APPROVALS:
RoHS LEAD FREE
COMPLIANT PROCESS COMPATIBLE



COLORS

BODY:
Black
ACTUATOR:
Orange

MATERIALS

BASE:
Polyphenylene Sulfide (PPS)

COVER:
Polyphenylene Sulfide (PPS)

ACTUATOR:
Polyacetal

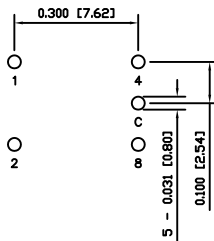
CIRCUIT BOARD:
Glass Fabric Base Epoxy Resin
Gold Over Nickel Plating

O-RING:
Nitrile Butadiene Rubber (NBR)

CONTACTS:
Gold Over Nickel Plated Phosphor Bronze

TERMINALS:
Gold Over Nickel Plated Phosphor Bronze

SUGGESTED PCB LAYOUT



ACTUATOR	A	09/12/02	CAB
BODY	A	09/12/02	CAB
MATERIALS	A	09/12/02	CAB
PACKAGING	A	09/12/02	CAB
SPECIFICATIONS	A	09/12/02	CAB
REFERENCE	REV.	DATE	BY

THE INFORMATION CONTAINED IN THIS DOCUMENT IS PROPRIETARY TO E-SWITCH AND IS NOT TO BE COPIED OR TRANSFERRED

A	INITIAL RELEASE	18741	10/01/20	CAB
REV.	DESCRIPTION	PCR	DATE	DRAWN BY

DIMENSIONS	
INCHES [MILLIMETERS]	
GENERAL TOLERANCES	
±0.012 [±0.3] / ±1'	
SCALE	PROJECTION
DRAWING NOT TO SCALE	1st Angle

SRJ-10

DRAWING NUMBER: 04-SRJ10 DATE: JANUARY 20, 2010 REVISION: A